

ROOF FILTER FAN

RFP 018 | 300 m³/h, 500 m³/h



Photo: Art. No. 01860.0-00



Photo: Art. No. 01861.0-00

- > Very low noise
- > High reliability
- > Minimal depth in enclosure
- > Time-saving installation and mat exchange
- > High through-flow air volume

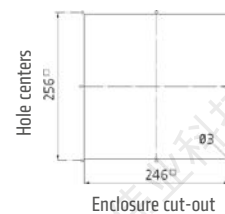
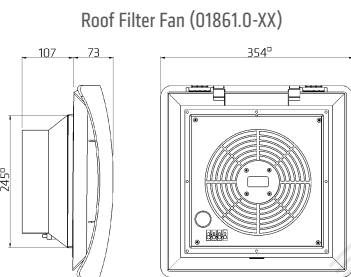
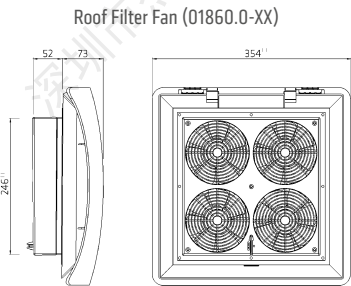
Roof filter fans find use in enclosures and housings, from which warm air has to be diverted to lower the internal temperature. These low-noise roof filter fans are used to expel warm air from within the enclosure which has been generated by the stray power of the components and so protects the internal devices from overheating. To exchange the filter mat the hood can be easily opened without tools. The roof exit filter provides passive ventilation.



TECHNICAL DATA

Axial fans, ball bearing	service life 50,000 h at +25 °C (+77 °F), 65 % RH fan body aluminium, rotor plastic
Connection	3-pole clamp for 2.5 mm ² , clamping torque 0.8 Nm max.
Casing	plastic according to UL94 V-0, light grey; weather proof and UV light resistant according UL746C (f1)
Filter mat	G3 acc. to DIN EN 779, filtering degree 85 %
Filter material	synthetic fibre with progressive construction, temperature resistant to +100 °C, self-extinguishing class F1, moisture resistant to 100 % RH, reusable – cleaning by washing or vacuuming
Operating/Storage humidity	max. 90 % RH (non-condensing)
Protection type/Protection class	IP32 / I (earthed)
Approvals	EAC, VDE (AC 230 V only)

Important note: For reasons of pressure compensation the roof filter fan must always be operated in combination with a passive intake filter (e.g. Art. No. 11803.0-00) or another filter fan (e.g. Art. No. 01803.0-00).



ROOF FILTER FAN RFP 018

Art. No.	Operating voltage	Air volume, free flow	Power consumption	Average noise level (DIN EN ISO 4871)	Depth in enclosure	Enclosure cut-out	Weight (approx.)	Operating / Storage temperature
01860.0-00	AC 230 V, 50 Hz	300 m ³ /h	68 W	55 dB (A)	52 mm	246 x 246 mm + 0.4	3.3 kg	-10 to +70 °C (+14 to +158 °F) / -40 to +70 °C (-40 to +158 °F)
01861.0-00	AC 230 V, 50 Hz	500 m ³ /h	64 W	67 dB (A)	107 mm	246 x 246 mm + 0.4	2.6 kg	-25 to +70 °C (-13 to +158 °F)
01860.0-02	AC 120 V, 60 Hz	345 m ³ /h	60 W	55 dB (A)	52 mm	246 x 246 mm + 0.4	3.3 kg	-10 to +70 °C (+14 to +158 °F) / -40 to +70 °C (-40 to +158 °F)
01861.0-02	AC 120 V, 60 Hz	575 m ³ /h	85 W	67 dB (A)	107 mm	246 x 246 mm + 0.4	2.6 kg	-25 to +70 °C (-13 to +158 °F)

ROOF EXIT FILTER REP 118

Art. No.	Depth in enclosure	Enclosure cut-out	Weight (approx.)	Filter mat	Protection type
11860.0-00	11 mm	246 x 246 mm + 0.4	1.0 kg	G3 acc. to DIN EN 779, filtering degree 85 %	IP32

FILTER MAT FM 086

Filter mat	282 x 282 mm
G3 (1 packing unit = 3 pcs.)	Art. No. 08613.0-01